

19 mm (0.75") photomultiplier

9078B series data sheet

1 description

The 9078B is a 19 mm (0.75") diameter end window photomultiplier with blue-green sensitive bialkali photocathode and 10 high gain, high stability SbCs dynodes of linear focused design.

2 applications

- wide range of applications
- high energy physics studies

3 features

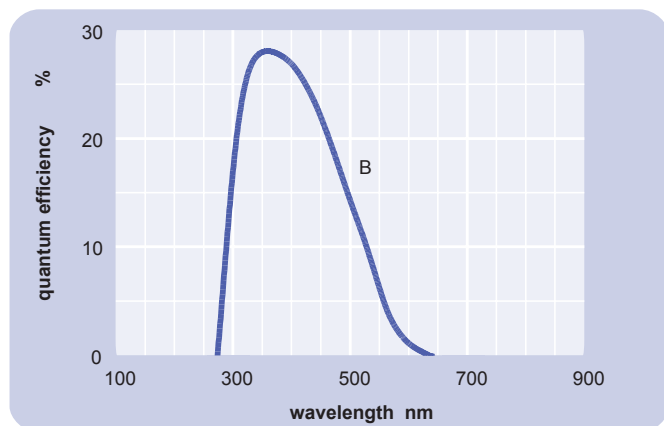
- high gain
- fast time response
- good SER

4 window characteristics

9078B borosilicate	
spectral range*(nm)	280 - 630
refractive index (n_d)	1.49
K (ppm)	300
Th (ppb)	250
U (ppb)	100

* wavelength range over which quantum efficiency exceeds 1 % of peak

5 typical spectral response curves

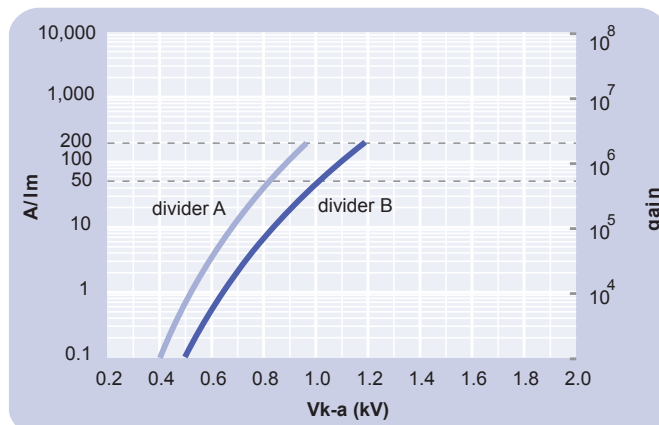


6 characteristics

	unit	min	typ	max
photocathode: bialkali				
active diameter	mm		15	
quantum efficiency at peak	%		28	
luminous sensitivity	$\mu\text{A/lm}$		65	
with CB filter		9	11	
with CR filter			1	
dynodes: 10LFSbCs				
anode sensitivity in divider A:				
nominal anode sensitivity	A/lm		50	
max. rated anode sensitivity	A/lm		200	
overall V for nominal A/lm	V		800	1200
overall V for max. rated A/lm	V		950	
gain at nominal A/lm	$\times 10^6$		0.8	
dark current at 20 °C:				
dc at nominal A/lm	nA		0.05	1
dc at max. rated A/lm	nA		0.2	
dark count rate	s^{-1}		50	
after pulse rate:			1	
afterpulse time window	μs	0.05		3.2
pulsed linearity (-5% deviation):				
divider A	mA		10	
divider B	mA		70	
pulse height resolution:				
single electron peak to valley	ratio		1.5	
rate effect (I_a for $\Delta g/g=1\%$):				
	μA		20	
magnetic field sensitivity:				
the field for which the output decreases by 50 %				
most sensitive direction	$\text{T} \times 10^{-4}$		2.4	
temperature coefficient:				
	$\% \text{ } ^\circ\text{C}^{-1}$		± 0.5	
timing:				
single electron rise time	ns		1.8	
single electron fwhm	ns		2.7	
single electron jitter fwhm	ns		3.9	
transit time delay	ns		20	
weight:	g		20	
maximum ratings:				
anode current	μA			100
cathode current	nA			10
gain	$\times 10^6$			3.1
sensitivity	A/lm			200
temperature	$^\circ\text{C}$	-30		60
V (k-a) ⁽¹⁾	V			2000
V (k-d1)	V			300
V (d-d) ⁽²⁾	V			300
ambient pressure (absolute):	kPa			202

⁽¹⁾ subject to not exceeding max. rated sensitivity ⁽²⁾ subject to not exceeding max rated V(k-a)

7 typical voltage gain characteristics

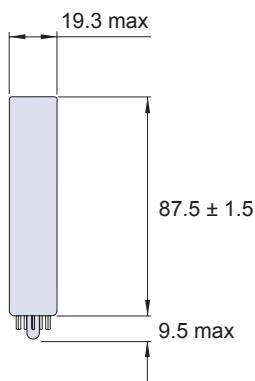


8 voltage divider distribution

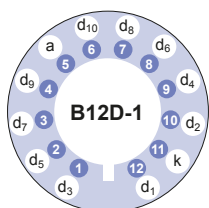
	k	d ₁	d ₂	d ₇	d ₈	d ₉	d ₁₀	a	
A	1.5R	R		R	R	R	R	R	Standard
B	2R	R		R	1.5R	2R	4R	2R	High Pulsed Linearity

Characteristics contained in this data sheet refer to divider A unless stated otherwise.

9 external dimensions mm



10 base configuration (viewed from below)



Our range of B12D-1 sockets is available to suit the B12D-1 hardpin base. The socket range includes versions with or without a mounting flange, and versions with contacts for mounting directly onto printed circuit boards.

11 ordering information

The 9078B meets the specification given in this data sheet. You may order **variants** by adding a suffix to the type number. You may also order **options** by adding a suffix to the type number. You may order product with **specification options** by discussing your requirements with us. If your selection option is for one-off order then the product will be referred to as 9078A. For a repeat order, ET Enterprises Ltd. will give the product a two digit suffix after the letter B, for example B21. This identifies your specific requirements.

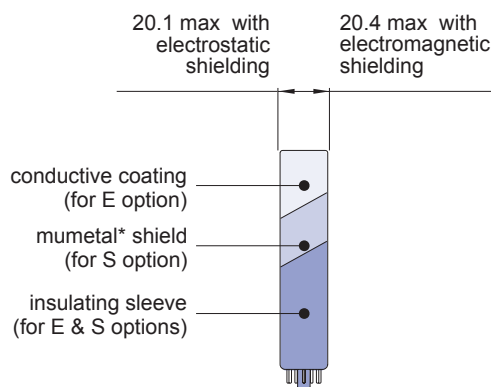
9078

options

- E** electrostatic shielding
- S** electromagnetic shielding
see drawing below
- M** supplied with spectral response calibration

specification

- B** as given in data sheet
- A** single order to selected specification
- Bnn** repeat order to selected specification



12 voltage dividers

The standard voltage dividers available for this pmt are tabulated below:

	k	d ₁	d ₂	d ₃	d ₆	d ₇	d ₈	d ₉	d ₁₀	a
C669A	1.5R	R	R		R	R	R	R	R	
C669B	2R	R	R		R	1.5R	2R	4R	2R	
C669C	150 V	R	R		R	R	R	R	R	
C669D	150 V	R	R		R	1.5R	2R	4R	2R	

R = 330 kΩ

*mumetal is a registered trademark of Magnetic Shield Corporation

ET Enterprises Limited
45 Riverside Way
Uxbridge UB8 2YF
United Kingdom
tel: +44 (0) 1895 200880
fax: +44 (0) 1895 270873
e-mail: sales@et-enterprises.com
web site: www.et-enterprises.com

ADIT Electron Tubes
300 Crane Street
Sweetwater TX 79556 USA
tel: (325) 235 1418
toll free: (800) 399 4557
fax: (325) 235 2872
e-mail: sales@electrontubes.com
web site: www.electrontubes.com

choose accessories for this pmt on our website

an ISO 9001 registered company

The company reserves the right to modify these designs and specifications without notice. Developmental devices are intended for evaluation and no obligation is assumed for future manufacture. While every effort is made to ensure accuracy of published information the company cannot be held responsible for errors or consequences arising therefrom.

